

RIVERSIDE COUNTY
child care
CONSORTIUM

2005 – 2006
Program Statistical
Summary
for the
CARES/AB 212
Program

2010 Iowa Avenue, Suite 100
Riverside, CA 92507
(951) 248 – 0015
Fax (951) 248 – 9293
www.riversidechildcare.org

RIVERSIDE COUNTY
child care
CONSORTIUM

Greetings,

The Comprehensive Approaches to Raising Educational Standards (CARES)/Assembly Bill 212 Child Care Salary/Retention Incentive (AB 212) Program is pleased to report a successful year of providing high quality program services to the Early Care and Child Development workforce throughout Riverside County. The CARES/AB 212 Program promotes, rewards and encourages educational attainment among Early Care and Child Development professionals in Riverside County. The CARES/AB 212 Program is made possible through funding from First 5 California, First 5 Riverside and California Department of Education, Child Development Division.

This year the Consortium awarded stipends to over 828 Early Care and Child Development professionals including staff from private and state funded programs, as well as, family child care home providers.

Included in this report you will find a program overview for the CARES/AB 212 program with statistical data for the 05/06 program year. For further information about the CARES/AB 212 Program or this report, please contact the Riverside County Child Care Consortium office.

Sincerely,

Riverside County Child Care Consortium Staff
2010 Iowa Avenue, Suite 100
Riverside, CA 92507

(951) 248-0015 Telephone
(951) 248-9293 Fax
www.riversidechildcare.org

Program Overview

The CARES/AB 212 Program provides incentive stipends to eligible Early Care and Child Development providers. Participants must meet the following criteria to be eligible for the program: (These requirements do not include Family, Friend, and Neighbor (FFN) participants).

- ❑ Provide child care in Riverside County for at least 3 children age birth to 5 years (2 for family child care providers) for a minimum of 15 hours per week.
- ❑ Work at the same location continuously for 9 months during the program year.
- ❑ Work at one of the following Community Care Licensed programs :
 - Center Based
 - State Funded
 - Family Child Care Home
- ❑ Earn less than \$60,000.00 per year.

Tracks

*Participants will be classified in one of four following tracks

FFN (Family, Friend, and Neighbor)

- This track is for license-exempt providers and/or those providing child care for family members.

Entry Track

- This track is for Early Care and Child Development providers with less than six units of early childhood education.

Permit Track

- This track is for Early Care and Child Development providers with more than six (6) units of early childhood education. Participants in this track must have a California Child Development Permit.

Degree Track

- This track is for Early Care and Child Development providers with a California Child Development Teacher Permit or higher. Providers may also have an AA degree or higher in Child Development or a related field. Participants in this track must have a California Child Development Permit.

Stipend Amounts

The following table applies to entry and permit track (participants had the opportunity to choose one amount from each category):

Educational Units	Professional Growth
3 semester units = \$600	18 hours of professional growth = \$250
6 semester units = \$1200	
9 semester units = \$1800	36 hours of professional growth = \$500
12 semester units = \$2400	

The following table applies to the degree track

Degree Track
6 semester units = \$1200
9 semester units = \$2550
12 semester units = \$3400

Textbook reimbursement applies to entry, permit, and degree track.

Textbook Reimbursement
3 semester units = \$75
6 semester units = \$150
9 semester units = \$225
12 semester units = \$ 300

Track Statistics

The following statistics represent the number of participants in each track

FFN	ENTRY	PERMIT	DEGREE
50	156	579	43

Application Statistics

- **1,507 Early Care and Child Development Providers attended 13 informational meetings.** Applications were also available online, at the Riverside County Child Care Consortium office, and mailed to all participants requesting an application.
- Applications were collected at the end of every informational meeting. A total of **1,157** applications were collected and processed by the CARES/AB 212 program staff. General information was collected from **129** providers that wanted to take the application home to complete. A total of **225** providers took applications home to complete, but didn't provide any general information. As of June 1, 2006, the application deadline date, **1,394** applications and/or general information sheets were completed and submitted to the CARES/AB 212 program.
- There were **517** returning CARES/AB 212 applicants from previous program years.
- With the exception of less than 1%, all applications were accepted for program participation.

Programs	# of Applicants Attended Meetings
State	325
Center	692
Family	466
Unknown Program	24
Total	1,507

Verification Statistics

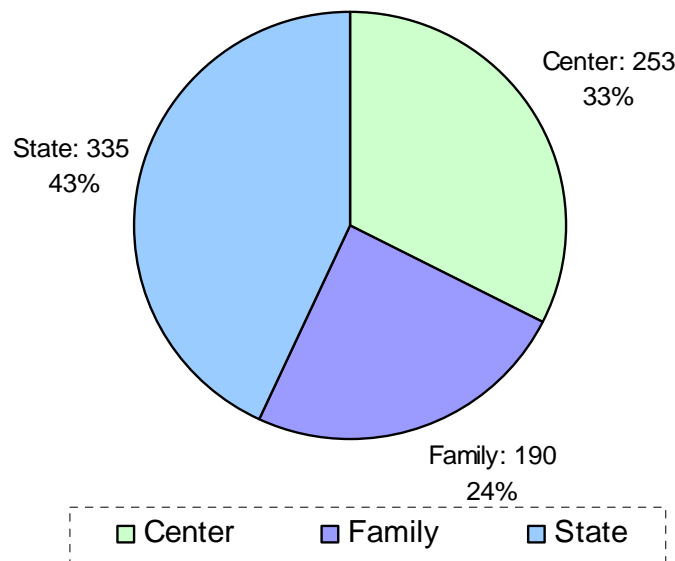
- Six (6) verification meetings were held throughout Riverside County to distribute verification packets. A total of **259 applicants** attended a verification meeting. The verification packets were sent by mail to all applicants who couldn't attend a meeting. Verification packets were also available online at the Riverside County Child Care Consortium web site.

Stipends Awarded Statistics

- All approved applicants returned their verification paperwork by June 30, 2005.
- \$1,123,482.50 was issued in Educational and Professional Growth stipends and \$49,485.72 in textbook reimbursements.

Programs	Stipends Issued		Textbook Reimbursements		Total Amount Awarded
State	335	\$554,550	141	\$21,959.52	\$576,509.52
Center	253	\$356,534	121	\$17,599.34	\$374,133.34
Family	190	\$212,398.50	58	\$9,926.86	\$222,325.36
Total	778	\$1,123,482.50	320	\$49,485.72	\$1,172,968.22

2005-2006 Total Percentages of Stipends Awarded By Program



Stipends Denied Statistics

- A total of 487 participants were denied a stipend.

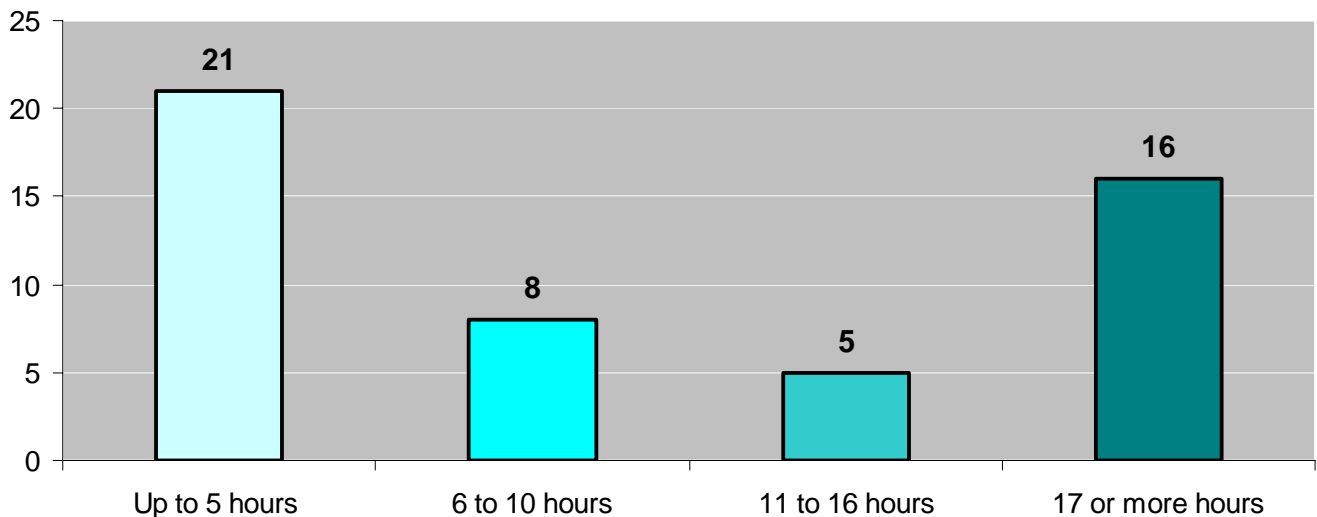
The following chart explains denial reasons:

Programs	No Verification Submitted	Did Not Meet Requirements	Withdrew	Did Not Meet Deadline Date	Totals
State	149	22	10	4	185
Center	115	22	10	2	149
Family	121	17	9	2	149
Total	385	61	29	8	487

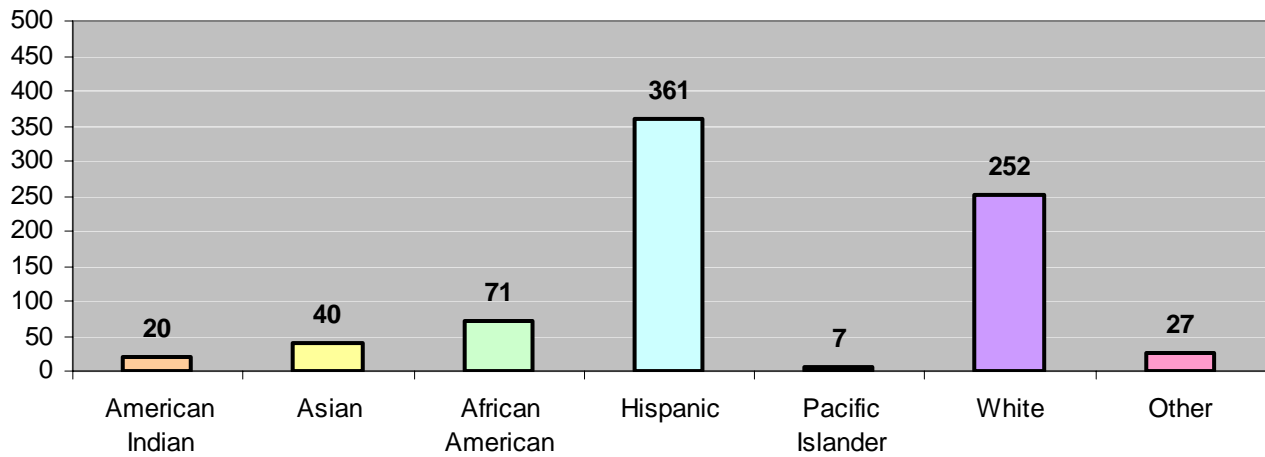
Family, Friend and Neighbor (FFN) Statistics

- The FFN Track provides training opportunities for license-exempt providers that are not interested in obtaining a child care license at this time. **Twenty (20)** FFN participants attended at least **15 hours** of training.
- The FFN Track also provides technical assistance and financial support for those license-exempt providers interested in obtaining a Family Child Care License. **Three (3)** FFN participants started the licensing process during the 2005 – 2006 program year.

The following chart describes the number of training hours FFN participants attended during the 2005 – 2006 program year.

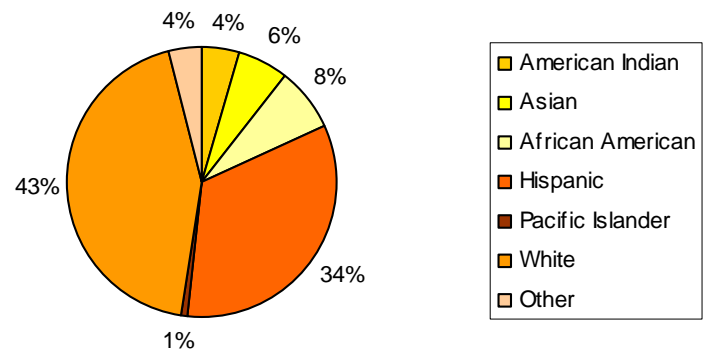


Ethnic Distribution Statistics



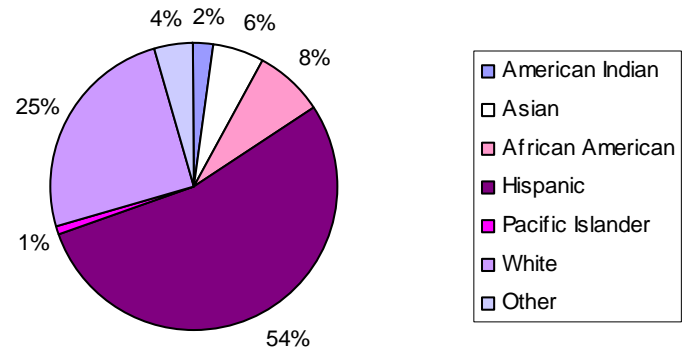
Center Based Programs

Ethnicity	# of Participants
American Indian	11
Asian	16
African American	19
Hispanic	85
Pacific Islander	2
White	110
Other	10



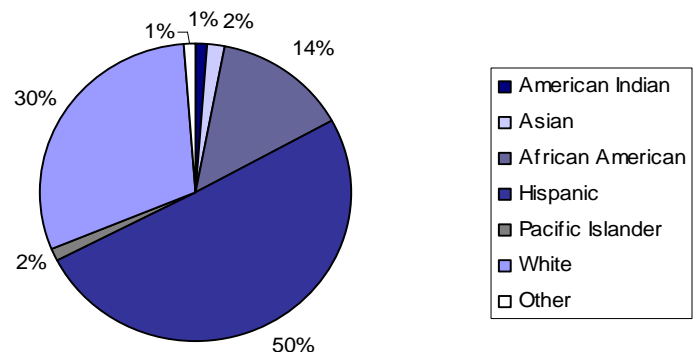
State Funded Programs

Ethnicity	# of Participants
American Indian	7
Asian	20
African American	26
Hispanic	180
Pacific Islander	2
White	85
Other	15




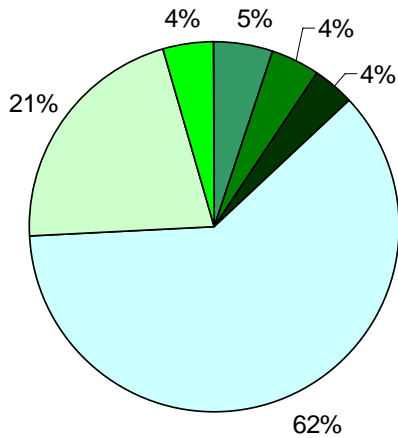
Family Child Care

Ethnicity	# of Participants
American Indian	2
Asian	4
African American	26
Hispanic	96
Pacific Islander	3
White	57
Other	2




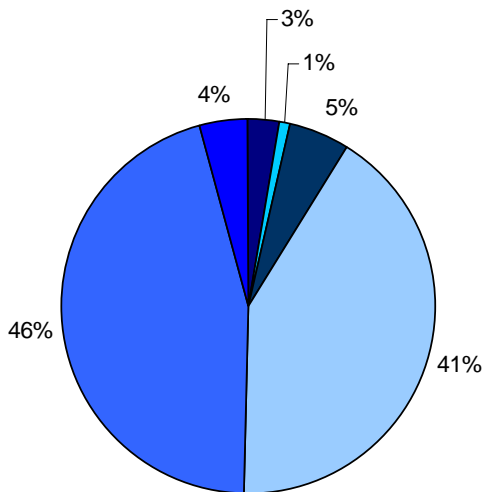
Work Category Statistics

Center Based Programs



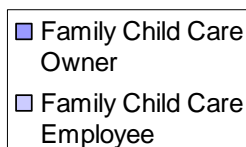
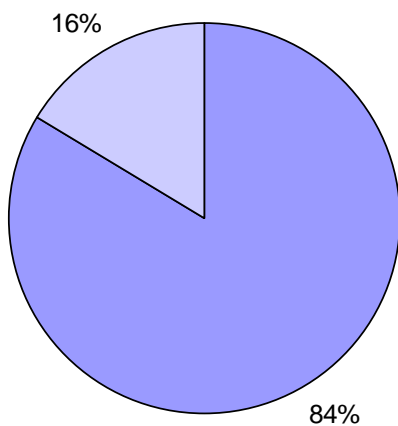
Work Category	#
Program Director	12
Ass't. Dir./ Site Sup.	9
Master Teacher	8
Teacher	137
Assistant Teacher	48
Other	10

State Funded Programs



Work Category	#
Program Director	9
Ass't. Dir./ Site Sup.	2
Master Teacher	17
Teacher	129
Assistant Teacher	142
Other	13

Family Child Care



Work Category	#
Family Child Care Owner	159
Family Child Care Employee	31

Education Statistics

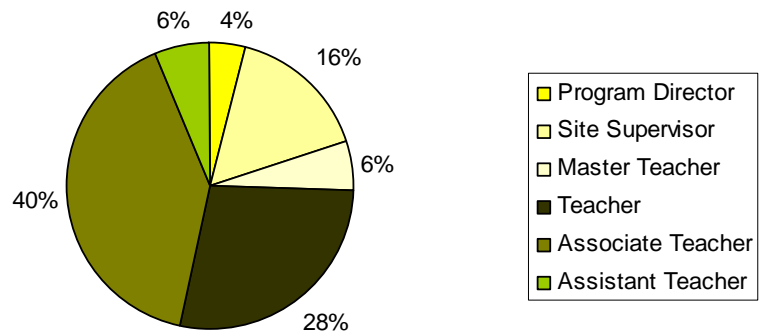
Number of Participants with Degrees

Degree in ECE/CD	#
Associate	118
Bachelor	31
Graduate	10

Degree in NON ECE/CD	#
Associate	37
Bachelor	29
Graduate	6
4 Year Degree in Foreign Country	14

Number of Participants with Child Development Permits

Child Development Permits	#
Program Director	14
Site Supervisor	55
Master Teacher	20
Teacher	96
Associate Teacher	141
Assistant Teacher	21
Total	347



ECE/CD, GE & Professional Growth Statistics

The following chart shows the number of Early Childhood Education Units, General Education Units, and Professional Growth Hours taken during the 2005-2006 program year.

Programs	ECE Units	GE Units	Professional Growth Hours
State	1,409	1,336	11,003
Center	1,282	763	6,892
Family	647	245	7,977
Total	3,338	2,344	25,872